

PRODUCT CATALOG

TROPICAL PRO™

SUSTAINABLE DECKING AND CLADDING

Decking & Cladding

GARAPA IPE CUMARU
TIGERWOOD REDHEART

Sustainable Decking
& Cladding

TROPICAL PRO™

ACCESSORIES

PROFESSIONAL GRADE

Premium Tropical Pro™
Maintenance Product
and Accessories



TFP

ARCHITECTURAL
CUSTOM MILLWORK

Custom Milling from Dimensioned Lumber
Grooved Decking \ Cladding \ Rain Screen \ Railing
Architectural Millwork OEM Wood \ Components.

TABLE OF CONTENTS

SECTION	PAGE
Tropical Pro™ Lifestyle & Premium Species	03
Garapa	05
Ipe	06
Cumaru	07
Redheart	08
Tigerwood	09
Tropical Pro Lumber & Timbers	10
Tropical Pro Deck Tiles	12
Tropical Pro Pedestals	14
Architectural Custom Millwork	15
Tropical Pro Accessories Professional Grade™	16
Finishes	17
Cleaners	18
End Sealer	20
Tool Kits	22
Fastening Systems	24
Boardwalk and Timber Screws	40
Contact & Technical Support	48

TROPICAL PRO™

Sustainable Decking & Cladding

A new era...

...in sustainable, stable and beautiful decking and cladding hardwood, **Tropical Pro™** is crafted from meticulously chosen **premium architectural grade** lumber sourced directly from nature's finest offerings.

Every piece undergoes rigorous quality and sustainability checks to earn its place in the **Tropical Pro™** collection. With **Tropical Pro™**, you're not just purchasing lumber, you're inviting the pinnacle of durable quality and sustainability into your home that has been created by nature's timeless elegance.

SUSTAINABLE
STABLE
BEAUTIFUL



Premium Architectural Grade Quality

Tropical Pro™ collection features the finest in Premium Architectural Grade hardwoods, crafted to meet the highest standards and carefully selected for their superior strength, beauty, and performance.



Timeless Beauty

Tropical Pro™ hardwoods offer a stunning array of colors, grains, and textures, enhancing the aesthetic appeal of any project with their natural elegance.



20% Cooler than Composites

Safe to the touch with lower heat retention over composites, to deliver the coolest comfort for your outdoor applications



Sustainable Sourcing

We prioritize the environment by sourcing our wood from sustainably managed forests, ensuring a lower carbon footprint.



LIFESTYLE
DECKING



LIFESTYLE
FENCING



LIFESTYLE
CLADDING & SOFFITS



Extreme Hardness & Durability

All Tropical Pro hardwoods are exceptionally dense, making them ideal for high-traffic areas and challenging outdoor conditions.



Natural Resistance

Tropical Pro woods are naturally resistant to insects, rot, mold, and fungi—no chemicals needed.



Dimensional Stability

Whether for decking, cladding, or outdoor furniture, **Tropical Pro™** hardwoods are versatile and well-suited for a variety of high-end applications.



Impressive Lifespan

All Tropical Pro Decking and Cladding products come with a minimum 25 year warranty against mechanical failure due to rot when installed using Tropical Pro Deck and Cladding Accessories.



Low Maintenance

Minimal upkeep required - resists wear, and surface degradation better than composites or treated lumber.



Natural Beauty & Aging Options

Each wood matures with grace, offering design flexibility:

Oiled Finish: Deepens color, adds a lustrous sheen, and protects against UV.

Weathered Finish: Fades to a timeless silver-gray patina that blends with outdoor environments.

Keep Oiled Finis and Weathered Finish copy as is.



Versatile Applications

These species are suitable for a wide range of exterior uses, including: decking, railing, cladding, siding, facades, trim, site amenities, furniture, pergolas, and other architectural elements.



100% Organic

Grown not manufactured. Free from petroleum based plastic or heavy metal treatments. Unlike treated wood or composites, Tropical Pro wood products are free from off gassing and 100% safe for human or animal contact, returning to the earth naturally at the end of their natural service life.



Fire Resistant

Class A Fire Rating



LIFESTYLE DECK TILES

ARCHITECTURAL MILLWORK

HEAVY TIMBERS

GARAPA


Natures Golden Touch

Garapa hardwood, also known as Golden Ipe or Brazilian Teak, is a true gem with golden to honey-brown hues that deepen over time. Its typical grain can have intriguing interlocks, and its smooth texture and natural luster create a mesmerizing effect, making the wood shimmer and shift in the light.

Beyond its beauty, **Garapa is incredibly durable**, perfect for outdoor projects like decking and cladding, adding both strength and elegance to any space.

SUSTAINABLE
STABLE
BEAUTIFUL

Unveil the beauty of **Garapa hardwood**, a stunning choice for modern architecture that boasts natural resilience against mold and decay.



Garapa Available Sizes:

Precision-milled and professionally graded, all Tropical Pro hardwoods are available in a wide range of standard dimensions to suit the needs of premium decking, cladding, and architectural applications.

Decking and Cladding

1x4 (net .75x3.5)
1x6 (Net .75x5.5)
5/4x4 (Net 1x3.5)
5/4x6 (Net 1x5.5)

Boards S4S E4E

2x2 (Net 1.5x1.5)
2x4 (Net 1.5x3.5)
2x6 (Net 1.5x5.5)
4x4 (Net 3.5x3.5)

Timbers

Special Order Only

Lengths 4-20'



IPE


The Pinnacle of Hardwoods

Ipe hardwood, also known as Brazilian Walnut, is one of the most durable hardwoods available, making it the ideal choice for a variety of outdoor applications such as decking and cladding.

Known for its rich, dark tones and tight grain, Ipe is not only aesthetically striking but also incredibly resistant to weathering, insects, and mold, ensuring long-lasting beauty and performance.

SUSTAINABLE
STABLE
BEAUTIFUL

With a lifespan of up to 50 years, Ipe is an investment that stands the test of time.



Ipe Available Sizes:

Precision-milled and professionally graded, all Tropical Pro hardwoods are available in a wide range of standard dimensions to suit the needs of premium decking, cladding, and architectural applications.

Decking and Cladding

1x4 (net .75x3.5)
1x6 (Net .75x5.5)
5/4x4 (Net 1x3.5)
5/4x6 (Net 1x5.5)

Boards S4S E4E

1x8 (net .75x7.25)
5/4x8 (net 1x7.25)
2x2 (net 1.5x1.5)
2x4 (Net 1.5x3.5)
2x6 (Net 1.5x5.5)
2x8 (Net 1.5x7.25)
2x10 (Net 1.5x9.25)
2x12 (Net 1.5x11.25)

Timbers

3x4 (Net 2.5x3.5)
3x6 (Net 2.5x5.5)
3x8 (Net 2.5x7.25)
3x10 (Net 2.5x9.25)
3x12 (Net 2.5x11.25)
4x4 (Net 3.5x3.5)
4x6 (Net 3.5x5.5)
4x8 (Net 3.5x7.25)
4x12 (Net 3.5x11.25)
6x6 (Net 5.5x5.5)

Lengths 4-20'



CUMARU

Grain of Distinction

Cumaru, also known as Brazilian Teak, Dipteryx Odorata and Tonka, is an exceptional hardwood prized for its versatility and remarkable qualities. Ideal for exterior applications such as decks and cladding. Cumaru enhances outdoor spaces with its rich golden tan to reddish-brown hues and dark grain accents.

Its natural resistance to rot, decay, and insect infiltration makes it the perfect choice for decking & cladding and more!

SUSTAINABLE
STABLE
BEAUTIFUL

As a cost-effective substitute for **Cumaru** offers excellent quality for those seeking a durable, visually appealing wood at a lower price point, perfect for decking, cladding and more.

Cumaru Available Sizes:

Precision-milled and professionally graded, all Tropical Pro hardwoods are available in a wide range of standard dimensions to suit the needs of premium decking, cladding, and architectural applications.

Decking and Cladding

1x4 (net .75x3.5)
1x6 (Net .75x5.5)
5/4x4 (Net 1x3.5)
5/4x6 (Net 1x5.5)

Boards S4S E4E

2x4 (Net 1.5x3.5)
2x6 (Net 1.5x5.5)

Timbers

Special Order Only

Lengths 4-20'

Weathered

Oiled

Natural

REDHEART


Strength Rooted in Nature

Redheart, (aka African Red Ipe) Mukulungu and Afrikulu, prized for its remarkable density, strength and durability, is a hardwood that brings timeless character to any project.

With warm reddish-brown tones and a fine, interlocked grain, Redheart offers both elegance and resilience for demanding outdoor and architectural applications.

SUSTAINABLE
STABLE
BEAUTIFUL

Naturally durable and resistant to decay, this wood is an ideal choice for decking, cladding, and heavy-duty exterior use where performance and aesthetics must go hand in hand.



Redheart Available Sizes:

Precision-milled and professionally graded, all Tropical Pro hardwoods are available in a wide range of standard dimensions to suit the needs of premium decking, cladding, and architectural applications.


Decking and Cladding

1x4 (net .75x3.5)
1x6 (Net .75x5.5)
5/4x4 (Net 1x3.5)
5/4x6 (Net 1x5.5)

Boards S4S E4E

5/4x8 (Net 1x7.25)
2x4 (Net 1.5x3.5)
2x6 (Net 1.5x5.5)
2x8 (Net 1.5x7.25)

Lengths 4-20'



TIGERWOOD

Exotic Elegance in Every Stripe

Tigerwood, named for its striking golden-brown hues paired with dark brown streaks, is one of the densest and most durable exotic hardwoods available. Its unique appearance, with vivid contrasts that mimic the wild beauty of the rainforest, makes it an exceptional choice for both interior and exterior applications.

Known for its strength and resilience, Tigerwood offers a luxurious, one-of-a-kind look, ideal for decking, cladding, and furniture.

SUSTAINABLE

STABLE

BEAUTIFUL

With its dense composition, Tigerwood is highly resistant to wear, moisture, and insects, ensuring a long-lasting, low-maintenance finish.

Tigerwood Available Sizes:

Precision-milled and professionally graded, all Tropical Pro hardwoods are available in a wide range of standard dimensions to suit the needs of premium decking, cladding, and architectural applications.

Decking and Cladding

5/4x6 (Net 1x5.5)

Weathered
Oiled
Natural




TROPICAL PRO™ Lumber & Timbers

Engineered for Bold **Architectural Expression**



Decks by Kiefer




Our lumber and timber products are selected and processed to meet the highest standards of performance in demanding environments.

- High structural integrity for load-bearing applications
- Natural resistance to decay, insects, and environmental exposure
- Dimensional stability to minimize movement over time
- Ideal for exterior and semi-exposed structural applications

These characteristics make Tropical Pro™ an ideal choice for projects where performance cannot be compromised.



**Build Beyond the Surface.
Build with Tropical Pro™**





Decks by Kiefer

TROPICAL PRO™
Lumber & Timbers

Tropical Pro has a wide range of dimensioned lumber and timbers in stock to support our Tropical Pro Decking and Cladding Programs.

Applications include Commercial Decking, Site Amenity, Pergola, Post and Beam, Guard Rail. When combined with TFP Architectural Custom Milling and CNC services the possibilities are only limited to your imagination.

Ipe

- 1x8 and 5/4x8
- 2x2, 2x3, 2x4, 2x6, 2x8, 2x10, 2x12
- 3x4, 3x6, 3x8, 3x10, 3x12
- 4x4, 4x6, 4x8, 4x10, 4x12
- 6x6

*Special order any dimensions up to 6x12

Garapa

- 2x2, 2x4, 2x6, 4x4

Cumaru

- 2x4, 2x6

*Special order any dimensions up to 12'x12"



TROPICAL PRO™ Roof Deck Systems

SUSTAINABLE • STABLE • BEAUTIFUL

Designed for professional performance,
easy installation, and timeless beauty

Elegance, strength, and low maintenance in every tile



DURABLE

Hardest and most durable hardwoods available, offering unmatched strength and longevity for outdoor projects.



25 YEAR WARRANTY

Tropical Pro™ Deck tiles carry a warranty of 25 years against wood rot & decay.



REUSABLE

Tropical Pro™ Deck Tiles are reusable. If you decide to move or just want a different deck configuration, just disconnect the deck tiles from the rubber connector and remove. **Ready to be used again!**



Up to 40% Faster Installation
than conventional decking.

Sustainably Sourced,
Premium Hardwoods

Fire Resistant

**Resistance to
wood rot**

Tropical Pro™ Deck Tiles are a smart, stylish solution for rooftops, patios, balconies, rooftops and hospitality spaces.

Any deck is a significant investment... that's why we make commercial grade duty deck tiles from Premium Select Grade Kiln Dried Lumber.



Available Wood Species

Choose the tone, grain, and strength that match your style.

Tropical Pro™ Deck Tiles are crafted from a curated selection of premium tropical hardwoods, each offering unique character, long-lasting performance, and timeless beauty.

All Wood Tiles rated for
100 psf Live Load



Standard Deck Tiles Sizes

12" x 12"



24" x 24"



(EPDM and Star Connectors Only)

24" x 48"



24" x 72"



Available in a wide range of standard and custom sizes to suit your application. Custom designs available upon request.

Dark luxurious color with unmatched density and durability built to last.

CUMARU

Reddish to golden brown. Hues with bold grain patterns. Extremely hard and resistant perfect for high-traffic areas.

GARAPA

Golden teak toned hardwood with a smooth texture and a warm, inviting appearance. Naturally durable and elegant.

ITAUBA

Similar in color to Ipe, Olive-brown with a refined, silky surface. A balanced choice with excellent weather resistance.

Applications

Big Commercial Deck

Poolside

Balconies

Rooftop Terraces

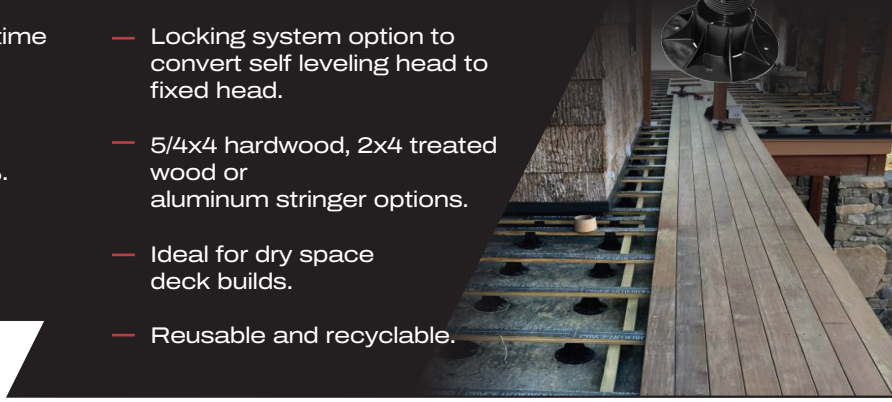
Courtyards

Pedestals

Installation Precision, performance, and flexibility — from the ground up, with easy to install pedestal systems built for speed and stability.

Tropical Pro Pedestals unique designs simplify installation directly onto any surface including rubber roof membranes.

- Roof decks simplified.
- For use with Tropical Pro Deck Tiles and conventional wood decking.
- Simplified system - all heights in just 4 supports and one height extension.
- Faster installation than other pedestal systems.
- PR system height range 9/16" 10mm to 37" 945mm.
- Base design saves time during installation.
- 3 Head options.
- Self leveling 0 to 5%.
- System micro height adjustment post installation.
- Locking system option to convert self leveling head to fixed head.
- 5/4x4 hardwood, 2x4 treated wood or aluminum stringer options.
- Ideal for dry space deck builds.
- Reusable and recyclable.



PEDESTAL PRODUCTS SOLUTIONS



PR-S STAR T PEDESTAL
PIN HEAD 3/8-9/16" (10-15MM)
DTPRSTARTPH



PR-S STAR T PEDESTAL WOOD
JOIST HEAD 3/8-9/16" (10-15MM)
DTPRSTARTWJH



PR-S STAR T PEDESTAL ALUMINUM
JOIST HEAD 3/8-9/16" (10-15MM)
DTPRSTARTAJH



PR-0 Pedestal Self Level XL
Pin Head 9/16" - 1-3/16" (15-30MM)
DTPR0XLPH



PR-0 Pedestal Self Level Wood
Joist Head 9/16" - 1-3/16" (15-30MM)
DTPR0PWJ



PR-0 Pedestal Self Level Alum
Joist Head 9/16" - 1-3/16" (15-30MM)
DTPR0PAJ



PR-1 Pedestal Self Level XL
Pin Head 1-3/16" - 2-9/16" (30-65MM)
DTPR1XLPH



PR-1 PFP Pedestal Self Level Wood
Joist Head 1-3/16" - 2-9/16"
(30-65MM)
DTPR1PWJ



PR-1 Pedestal Self Level Alum
Joist Head 1-3/16" - 2-9/16"
(30-65MM)
DTPR1PAJ



PR-2 Pedestal Self Level XL Pin
Head 2-9/16" - 6-1/8" (65-155MM)
DTPR2XLPH



PR-2 PFP Pedestal Self Level Wood
Joist Head 2-9/16" - 6-1/8" (65-155MM)
DTPR2PWJ



PR-2 Pedestal Self Level Alum
Joist Head 2-9/16" - 6-1/8"
(65-155MM)
DTPR2PAJ



PR-3 Pedestal Self Level XL Pin
Head 6-1/8" - 16-9/16" (155-420MM)
DTPR3XLPH



PR-3 PFP Pedestal Self Level Wood
Joist Head 6-1/8" - 16-9/16" (155-420MM)
DTPR3PWJ



PR-3 Pedestal Self Level Alum
Joist Head 6-1/8" - 16-9/16"
(155-420MM)
DTPR3PAJ



PR Pedestal Extension 7"
(178MM)
DTPREXT



PR Standard Aluminum Joist 1"x 2.36"
L 78-3/4" (25MMx60MM L2000MM)
DTPRSAJ



PR Stainless Steel Screw
and Washer
DTPRSSW



Pedestal Adjustment Key
DTPADKEY



PR Standard Aluminum
Joist Deck Clip 90 Degree
DTPRSAJDC90



Pedestal Head Pins for
Deck Tiles 100 CT
DTPPINS100




PR Pedestal
Supplementary
Rubber Base
DTPRSRB



PR EPDM Pedestal with Pins
1/4" (6.35MM Not Stackable)
DTPREPMWP



Terafix
Footing Spike
DTPRTFS



GRF
Support Grid
DTPRGRFSG

Defined by Precision, Guided by Design

Our architectural custom milling services are designed to support projects where precision, consistency, and material integrity are essential. We work with premium hardwoods to produce accurately milled components that meet the technical and aesthetic requirements of high-level architectural applications.

From standard profiles to fully customized solutions, our milling processes ensure tight tolerances, repeatability, and dimensional stability—allowing architects and builders to execute their designs with confidence.

Engineered for Performance

Every milling operation is carefully controlled to respect the natural characteristics of the wood while achieving the exact specifications required for installation efficiency and long-term performance.

Our approach combines advanced machinery with experienced craftsmanship to deliver reliable results across small-scale and large-volume projects.

Services & Capabilities

Custom architectural profiles

Precision ripping and resawing

Dressed two-sides and four-sides

CNC milling for complex geometries

Consistent tolerances for scalable production

Architectural custom milling services designed to translate architectural vision into precise, build-ready components.


Premium Tropical Pro™ Maintenance Products and Accessories.

Tropical Pro™ Accessories compliment the high end premium grade architectural quality of our Tropical Pro™ Decking and Cladding Wood Products, with accessories that were developed to provide the best possible outcome whether you are a professional or a do it yourselfer.



The Tropical Pro Difference

Most fastener companies are not concerned whether or not the cheap driver bits they include strip out, or the drill bits supplied are designed to remove wood debris from the hole your drilling, or drill stops and depth setter tools are supplied to prevent you from over torquing and splitting your boards, or that drilling guides are provided to make sure you drill the correct angle when installing deck clips into hardwood decking, or that countersinks are supplied that make sure your screw head doesn't stick up above the deck surface, or that you have enough glue nozzles to allow you to start and stop your plug installation without worrying if the glue in the nozzle will be hard as a rock after you take a lunch break... WE DO!

 The containers that all these products come in are durable and recyclable.

There is nothing more frustrating than work stoppage because you have to run to the store to get more of something. Time is money and at TFP we have designed our products to protect your time.

Our Fastener Kits include tools designed to execute the installation of the fasteners without failure before the quantity of fasteners included in the kit have been installed.

The use of naturally durable hardwood decking with decades of expected service life required the development of a fastener of incredible performance. The Tropical Pro Boardwalk screw remains the standard for commercial decking application to this day.

OVER
40+
YEARS
EXPERIENCE

At Tropical Pro we put over 45 years of deck installation experience into the development of our products. Our Comprehensive Tropical Pro Best Practices Guide is your passport to a successful installation.



Professional-Grade Tools



Long-Lasting Fasteners



Streamlined Accessory Kits



Low-Maintenance Options



Durable and Reusable Packaging



Expert Support





Finishes

Tropical Pro™ Deck & Cladding Oil (Low VOC) is a professional-grade oil-based finish specifically designed to protect and enhance exterior hardwoods such as Ipe, Garapa, Cumaru and Tigerwood.

Its deep-penetrating formula does not raise the wood grain, provides superior durability, and highlights the natural beauty of the wood with a completely natural-looking finish.

DECK & CLADDING OIL

(Low VOC formula) 250 SQ. FT. (23.22m²)

This product is an oil-based natural wood finish specifically designed for use on exterior hardwood decks and cladding. Tropical Pro™ Professional Grade Decking & Cladding Oil (Low VOC Formula) does not raise the grain of the wood and provides excellent penetration.



AKB-000100

Approximate Coverage

250 SQ. FT. (23.22 m²)

Fluid Volume:

1 GALLON (3.785 L)

UNITS / CASE	UNITS WGT (LB)	CASES / PALLET	CASE WGT (LBS)	UNITS / PALLET	CASE DIM (IN)
4	9	45	36	180	14.5 X 14.5 X 8.5

*APPROXIMATE COVERAGE

COVERAGE / GAL	COVERED SURFACE
250 sq. ft. (23.23 m ²)	1 face – 2 edges
150 sq. ft. (13.94 m ²)	2 faces – 4 edges



Cleaners

Tropical Pro™ Cleaner (Part A) and Brightener (Part B) are a professional two-step system designed to prepare natural wood decks and cladding.

The cleaner removes dirt and mildew, while the brightener restores the wood's natural color and enhances grain visibility. Both are easy-to-mix powders and cover up to 1,200 sq. ft., ensuring the wood is ready for oil treatment.

Power Washers can be used to rinse after cleaning and brightening while being careful not to tear wood fiber.





Wood Deck & Cladding Cleaner (Part A) 1200 SQ. FT. (111.5m²)

Tropical Pro™ Professional Grade Wood Deck & Cladding Cleaner (Part A) and Professional Grade Deck & Cladding Brightener (Part B) are powder concentrates designed to prepare exterior wood for finishing. Our Tropical Pro™ Wood Deck & Cladding Cleaner removes dirt from exterior wood surfaces.

Approximate Coverage		Net Weight	Powder Volume		
1200 SQ. FT (111.5 m²)		2 lbs (907 g)	1 QT		
UNITS / CASE	UNITS WGT (LB)	CASES / PALLET	CASE WGT (LBS)	UNITS / PALLET	CASE DIM (IN)
8	2	64	16	512	9.25X 9.25 X 10.5

***APPROXIMATE COVERAGE**

COVERAGE / QT	COVERED SURFACE
1200 sq. ft. (111.5 m²)	1 face – 2 edges



Wood Deck & Cladding Brightener (Part B) 1200 SQ. FT. (111.5m²)

Tropical Pro™ Professional Grade Wood Deck & Cladding Cleaner (Part A) and Tropical Pro™ Professional Grade Wood Deck & Cladding Brightener (Part B) are powder concentrates designed to prepare exterior wood for finishing. Our Professional Grade Wood Deck & Cladding Brightener (Part B) brightens wood surfaces after cleaning or stripping, enhances wood grain appearances, and restores wood pH.

Approximate Coverage		Net Weight	Powder Volume		
1200 SQ. FT. (111.5 m²)		2 lbs (907 g)	1 QT		
UNITS / CASE	UNITS WGT (LB)	CASES / PALLET	CASE WGT (LBS)	UNITS / PALLET	CASE DIM (IN)
8	2	64	16	512	9.25 x 9.25 x 10.5

***APPROXIMATE COVERAGE**

COVERAGE / QT	COVERED SURFACE
1200 sq. ft. (111.5 m²)	1 face – 2 edges



End Sealer

Tropical Pro*™ Professional Grade Ultra-Premium Wood End Sealer is a hybrid wax emulsion sealer designed to prevent most end checking (drying splits) in freshly sawn logs, lumber, deck boards, turning blanks, and other wood components.



Ultra-Premium Wood End Sealer 1 QT 32oz (946 ml)

Tropical Pro™ Professional Grade Ultra-Premium Wood End Sealer is a hybrid wax emulsion sealer designed to prevent most end checking (drying splits) in freshly sawn logs, lumber, deck boards, turning blanks, and other wood components.



Approximate Coverage
See Chart Below

Fluid Volume:
32 oz (946 ml)

UNITS / CASE	UNITS WGT (LB)	CASES / PALLET	CASE WGT (LBS)	UNITS / PALLET	CASE DIM (IN)
8	2.75	64	22	512	9.25 x 9.25 x 10.5

*APPROXIMATE COVERAGE

COVERAGE / QT	COVERED SURFACE
25-30 sq. ft. (2.32-2.279 m ²)	5/4x6 - 600 ends 5/4x6 - 900 ends

Ultra-Premium Wood End Sealer 1 Gallon 128 fl oz(3.785 L)

Tropical Pro™ Professional Grade Ultra-Premium Wood End Sealer is a hybrid wax emulsion sealer designed to prevent most end checking (drying splits) in freshly sawn logs, lumber, deck boards, turning blanks, and other wood components.



Approximate Coverage
See Chart Below

Fluid Volume:
1 gallon (3.785 L)

UNITS / CASE	UNITS WGT (LB)	CASES / PALLET	CASE WGT (LBS)	UNITS / PALLET	CASE DIM (IN)
4	9	45	36	180	14.5x14.5x8.5

*APPROXIMATE COVERAGE

COVERAGE / GAL	COVERED SURFACE
100-120 sq. ft. (9.29.5 - 11.14m ²)	5/4x6 - 2,400 ends 5/4x4 - 3,600 ends



Tool Kit

The Tropical Pro™ Hardwood Decking Installation Master Tool Kit is a professional-grade, all-in-one solution for wood decking projects. With over 70 premium components—including drill bits, guides, spacers, screws, and clips—it offers precision, efficiency, and durability.

Designed to save time and ensure flawless installation, it's the ideal choice for contractors and builders seeking top-tier results.



Hardwood Decking Installation Master Tool Kit

This Tropical Pro™ Hardwood Decking Installation Master Tool Kit contains a collection of the highest-quality deck-building bits and tools from the best manufacturers in the industry. Investing in this product will save you money and keep you from wasting time going back and forth to the hardware store.

Approximate Coverage		Net Weight		Count	
NA		2.2 lbs (1 kg)		70	
UNITS / CASE	UNITS WGT (LB)	CASES / PALLET	CASE WGT (LBS)	UNITS / PALLET	CASE DIM (IN)
4	2.2	45	8.8	180	14.5 x 14.5 x 8.5

AKB-000110

CONTENT


	4x DRILL BIT FAST SPIRAL 5/32" JOBBER		5x PRO PLUG GLUE APPLICATOR NOZZLE
	2x DRILL BIT STOP COLLAR 5/32"		1x ROUTER BIT 1/8" RADIUS CARBIDE
	1x DRILL BIT STOP COLLAR ALLEN WRENCH		1x ROUTER BIT GROOVE CARBIDE
	10x PRO DECK SPACER MARKING GUIDE 3/16"		4x FOAM BRUSH 1"
	2x PRO DRILLING GUIDE - 1" DECKING		1x PRO DECK CLIP 3/16" (SAMPLE)
	2x PRO DRILLING GUIDE - 5/4" DECKING		1x PRO SCREW #7 2-1/4" TRIM HEAD 316 STAINLESS T15 BLACK HEAD (SAMPLE)
	1x SMART-BIT DEPTH SETTER (ADJUSTABLE)		1x CLAD CLIP MAXI V-O RATED (SAMPLE)
	5x TORX T20 1" BIT		1x CLAD CLIP MINI V-O RATED (SAMPLE)
	1x SMART-BIT #8 TRIM HEAD COUNTERSINK (3 BITS INCLUDED)		1x CLAD CLIP / DIAMOND CLIP SELF TAPPING METAL SCREW #10x1.5" (38 mm) FLAT HEAD PHILLIPS 410 STAINLESS (SAMPLE)
	5x SMART-BIT #8 TRIM HEAD		1x CLAD CLIP WOOD SCREW #10 x1.5" (38 mm) FLAT HEAD PHILLIPS 316 STAINLESS (SAMPLE)
	1x PRO PLUG #8 SMART-BIT (3 BITS INCLUDED)		1x PRO DIAMOND DECK CLIP 1/4" (SAMPLE)
	5x PRO PLUG #8 SMART-BIT REPLACEMENT BITS		1x IPE PRO PLUG (SAMPLE)
	2x KRYPTONITE STAR BIT #15		1x PRO SCREW #8 2 1/2" TRIM HEAD 316 STAINLESS T20 (SAMPLE)
	2x KRYPTONITE STAR BIT #20		1x PRO SCREW #8 2 1/2" TRIM HEAD 316 STAINLESS T20 BROWN HEAD (SAMPLE)

NOTE: THE DIAMETER OF THE PRO PLUG IS 5/16"



Fastening Systems

Tropical Pro™ fastening systems offer professional-grade quality for installing decking, cladding, ceilings, and fencing. Designed for durability and precision, they ensure secure attachment and a flawless finish. With corrosion-resistant materials and hidden options for a clean look, these accessories enhance both the performance and appearance of wood installations.



EPDM Pedestal Kit 12 Pack 1 gal.

Tropical Pro™ Professional Grade EPDM Pedestal Kit is a comprehensive solution for low-elevation deck tile installations. This system allows deck tiles to follow the natural contour of the roof, pad or existing deck and ensures water flows freely underneath.

Approximate Coverage		Net Weight		Count	
48 SQ. FT. (4.46 m²)		5 lbs (2.27 kg)		62	
UNITS / CASE	UNITS WGT (LB)	CASES / PALLET	CASE WGT (LBS)	UNITS / PALLET	CASE DIM (IN)
62	1.2	45	28	180	14.5 x 14.5 x 8.5

*APPROXIMATE COVERAGE

LAYOUT	PCS / SQ. FT. (m ²)	SQ. FT. (m ²) / CAN
12"x12" Tile	1 Pedestal Per Tile	12 (1.11)
24"x24" Tile	1 Pedestal Per Tile	48 (4.46)
24"x48" Tile	2 Pedestal Per Tile	48 (4.46)

CONTENT

	12x EPDM RUBBER PEDESTAL		50x EPDM PEDESTAL PUSH PIN
---	---------------------------------	---	-----------------------------------

EPDM Pedestal Kit 60 Pack 5 gal.

Tropical Pro™ Professional Grade EPDM Pedestal Kit is a comprehensive solution for low-elevation deck tile installations. This system allows deck tiles to follow the natural contour of the roof, pad or existing deck and ensures water flows freely underneath.

Approximate Coverage		Net Weight		Count	
240 SQ. FT. (22.29 m²)		5.6 lbs (2.54 kg)		310	
UNITS / CASE	UNITS WGT (LB)	CASES / PALLET	CASE WGT (LBS)	UNITS / PALLET	CASE DIM (IN)
4	8	45	32	180	14.5 x 14.5 x 8.5

*APPROXIMATE COVERAGE

LAYOUT	PCS / SQ. FT. (m ²)	SQ. FT. (m ²) / CAN
12"x12" Tile	1 Pedestal Per Tile	60 (5.57)
24"x24" Tile	1 Pedestal Per Tile	240 (22.29)
24"x48" Tile	2 Pedestal Per Tile	240 (22.29)

CONTENT

	60x EPDM RUBBER PEDESTAL		250x EPDM PEDESTAL PUSH PIN
---	---------------------------------	---	------------------------------------



AKB-000156



Deck Screw KIT #8x2-1/2" (63.5 mm) T20 Torx Drive 316 Stainless Brown Head Coat 200 Sq. Ft. (18.58 m²)



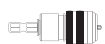


Tropical Pro™ Professional Grade Deck Screw Kit #8x2-1/2" (63.5 mm) should be used when face screwing 1x (net .75" / 19 mm thickness or 5/4x (Net 1" / 25 mm thickness) hardwood decking to Treated wood stringers.

Approximate Coverage		Net Weight		Count	
200 SQ. FT. (18.58 m²)		7 lbs (3.17 kg)		724	
UNITS / CASE	UNITS WGT (LB)	CASES / PALLET	CASE WGT (LBS)	UNITS / PALLET	CASE DIM (IN)
4	7	45	28	180	14.5 x 14.5 x 8.5

*APPROXIMATE COVERAGE


LAYOUT	PCS/SQ.FT. (m²)	SQ.FT. (m²) / CAN
1x6x16" on center (2.54cm x 15.24cm x 40.64cm)	3.5 (37.66)	200 (18.58)
1x4x16" on center (2.54cm x 10.16cm x 40.64cm)	5.5 (59.18)	128 (11.89)
1x6x24" on center (2.54cm x 15.24cm x 60.96cm)	3 (32.28)	232 (21.55)
1x4x24" on center (2.54cm x 10.16cm x 60.96cm)	5 (53.8)	140 (13.00)

CONTENT

	2x SMART-BIT #8 TRIM HEAD COUNTERSINK (2 REPLACEMENT DRILL BITS)		10x PRO DECK SPACER MARKING GUIDE 3/16
	1x SMART-BIT DEPTH SETTER (ADJUSTABLE) (4 REPLACEMENT BITS)		700x PRO DECK SCREW #8 2-1/2 TRIM HEAD 316 STAINLESS BROWN HEAD
	5x TORX T20 1" BIT		



AKB-000157



Deck Screw KIT #8x2-1/2" (63.5 mm) T20 Torx Drive 316 Stainless 200 Sq. Ft. (18.58 m²)



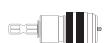
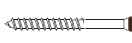

Tropical Pro™ Professional Grade Deck Screw Kit #8x2-1/2" (63.5 mm) T20 Torx Drive 316 Stainless should be used when face screwing 1x (net .75" / 19 mm thickness or 5/4x (Net 1" / 25 mm thickness).

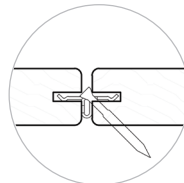
Approximate Coverage		Net Weight		Count	
200 SQ. FT. (18.58 m²)		8 lbs (3.62 kg)		724	
UNITS / CASE	UNITS WGT (LB)	CASES / PALLET	CASE WGT (LBS)	UNITS / PALLET	CASE DIM (IN)
4	8	45	32	180	13.25 x 13.25 x 15.5

*APPROXIMATE COVERAGE

LAYOUT	PCS/SQ.FT. (m²)	SQ.FT. (m²) / CAN
1x6x16" on center (2.54cm x 15.24cm x 40.64cm)	3.5 (37.66)	200 (18.58)
1x4x16" on center (2.54cm x 10.16cm x 40.64cm)	5.5 (59.18)	128 (11.89)
1x6x24" on center (2.54cm x 15.24cm x 60.96cm)	3 (32.28)	232 (21.55)
1x4x24" on center (2.54cm x 10.16cm x 60.96cm)	5 (53.8)	140 (13.00)

CONTENT

	2x SMART-BIT #8 TRIM HEAD COUNTERSINK AND DRILL TOOL (2 REPLACEMENT DRILL BITS)		10x PRO DECK SPACER MARKING GUIDE 3/16
	1x SMART-BIT DEPTH SETTER (ADJUSTABLE) (4 REPLACEMENT BITS)		700x PRO DECK SCREW #8 2-1/2 TRIM HEAD 316 STAINLESS T20
	5x TORX T20 1" BIT		



Pro Deck Clip KIT 100 Sq. Ft. (9.29 m²)

Tropical Pro™ Deck Clips unique 3 Hole Design allows clips to be reversed at butt joints creating a mechanical connection and seamless transition and consistent spacing between deck boards.

Approximate Coverage		Net Weight		Count	
100 SQ. FT. (9.29 m²)		5.5 lbs (2.50 kg)		371	
UNITS / CASE	UNITS WGT (LB)	CASES / PALLET	CASE WGT (LBS)	UNITS / PALLET	CASE DIM (IN)
4	5	45	20	180	14.5 x 14.5 x 8.5

***APPROXIMATE COVERAGE**

LAYOUT	PCS/SQ.FT. (m ²)	SQ.FT. (m ²) / CAN
1x6x16" on center (2.54cm x 15.24cm x 40.64cm)	1.75 (18.83)	100 (9.29)
1x4x16" on center (2.54cm x 10.16cm x 40.64cm)	2.75 (29.59)	64 (5.95)
1x6x24" on center (2.54cm x 15.24cm x 60.96cm)	1.5 (16.14)	116 (10.78)
1x4x24" on center (2.54cm x 10.16cm x 60.96cm)	2.5 (26.9)	76 (7.06)

CONTENT

	175x PRO DECK CLIP 3/16"		1x DRILL BIT STOP COLLAR ALLEN WRENCH
	190x SCREW #7 2-1/4" TRIM HEAD STAINLESS T15 BLACK HEAD		1x KRYPTONITE STAR BIT #15
	1x DRILL BIT FAST SPIRAL 5/32"		1x PRO DRILLING GUIDE 1" DECKING
	1x DRILL BIT STOP COLLAR 5/32"		1x PRO DRILLING GUIDE 5/4" DECKING

Pro Deck Clip KIT 500 Sq. Ft. (46.45 m²)

Tropical Pro™ Deck Clips unique 3 Hole Design allows clips to be reversed at butt joints creating a mechanical connection and seamless transition and consistent spacing between deck boards.

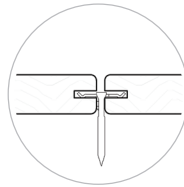
Approximate Coverage		Net Weight		Count	
500 SQ. FT. (46.45 m²)		27.5 lbs (12.47 kg)		1836	
UNITS / CASE	UNITS WGT (LB)	CASES / PALLET	CASE WGT (LBS)	UNITS / PALLET	CASE DIM (IN)
NA	27.5	NA	NA	27	13.25 x 13.25 x 15.5

***APPROXIMATE COVERAGE**

LAYOUT	PCS/SQ.FT. (m ²)	SQ.FT. (m ²) / CAN
1x6x16" on center (2.54cm x 15.24cm x 40.64cm)	1.75 (18.83)	500 (46.45)
1x4x16" on center (2.54cm x 10.16cm x 40.64cm)	2.75 (29.59)	320 (29.72)
1x6x24" on center (2.54cm x 15.24cm x 60.96cm)	1.5 (16.14)	580 (53.88)
1x4x24" on center (2.54cm x 10.16cm x 60.96cm)	2.5 (26.9)	380 (35.30)

CONTENT

	875x PRO DECK CLIP 3/16"		1x DRILL BIT STOP COLLAR ALLEN WRENCH
	950x SCREW #7 2-1/4" TRIM HEAD STAINLESS T15 BLACK HEAD		2x KRYPTONITE STAR BIT #15
	2x DRILL BIT FAST SPIRAL 5/32"		2x PRO DRILLING GUIDE 1" DECKING
	2x DRILL BIT STOP COLLAR 5/32"		2x PRO DRILLING GUIDE 5/4" DECKING



Composite Decking Install



PRO DECK CLIP KIT For Thermotech, Bamboo & Composite Decking 100 SQ. FT. (9.29m²)

Tropical Pro™ Deck Clip Kit For Thermotech, Bamboo & Composite Decking, unique 3 Hole Design allows clips to be reversed at butt joints creating a mechanical connection with a seamless transition and consistent spacing between deck boards.

Approximate Coverage 100 SQ. FT. (9.29 m²)			Net Weight 4 lbs (1.82 kg)		Count 366
UNITS / CASE	UNITS WGT (LB)	CASES / PALLET	CASE WGT (LBS)	UNITS / PALLET	CASE DIM (IN)
NA	5.5	NA	NA	366	14.5 x 14.5 x 8.5

***APPROXIMATE COVERAGE**

LAYOUT	PCS / SQ.FT. (m ²)	SQ.FT. (m ²) / CAN
1x6x16" on center (2.54cm x 15.24cm x 40.64cm)	1.75 (18.83)	100 (9.29)
1x4x16" on center (2.54cm x 10.16cm x 40.64cm)	2.75 (29.59)	64 (5.95)
1x6x24" on center (2.54cm x 15.24cm x 60.96cm)	1.5 (16.14)	116 (10.78)
1x4x24" on center (2.54cm x 10.16cm x 60.96cm)	2.5 (26.9)	76 (7.06)

CONTENT

	175x PRO DECK CLIP 3/16"		1x KRYPTONITE STAR BIT #15
	190x SCREW #7 2-1/4" TRIM HEAD STAINLESS T15 BLACK HEAD		

*Images on label are not to scale.

PRO DECK CLIP KIT For Thermotech, Bamboo & Composite Decking 500 SQ. FT. (46.45m²)

Tropical Pro™ Deck Clip Kit For Thermotech, Bamboo & Composite Decking 500 SQ. FT. (46.45m²), unique 3 Hole Design allows clips to be reversed at butt joints creating a mechanical connection with a seamless transition and consistent spacing between deck boards.

Approximate Coverage 500 SQ. FT. (46.45 m²)			Net Weight 21 lbs (9.53 kg)		Count 1827
UNITS / CASE	UNITS WGT (LB)	CASES / PALLET	CASE WGT (LBS)	UNITS / PALLET	CASE DIM (IN)
NA	27.5	NA	NA	1827	13.25 x 13.25 x 15.5

***APPROXIMATE COVERAGE**

LAYOUT	PCS / SQ.FT. (m ²)	SQ.FT. (m ²) / CAN
1x6x16" on center (2.54cm x 15.24cm x 40.64cm)	1.75 (18.83)	500 (46.45)
1x4x16" on center (2.54cm x 10.16cm x 40.64cm)	2.75 (29.59)	320 (29.72)
1x6x24" on center (2.54cm x 15.24cm x 60.96cm)	1.5 (16.14)	580 (53.88)
1x4x24" on center (2.54cm x 10.16cm x 60.96cm)	2.5 (26.9)	380 (35.30)

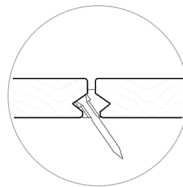
CONTENT

	875x PRO DECK CLIP 3/16"		2x KRYPTONITE STAR BIT #15
	950x SCREW #7 2-1/4" TRIM HEAD STAINLESS T15 BLACK HEAD		

*Images on label are not to scale.



AKB-000130



Diamond Deck Clip KIT For Thermotech Diamond Grooved Decking 100 Sq. Ft. (9.29 m²)

This Tropical Pro™ Diamond Deck Clip 100 Sq. Ft. (9.29 m²) Kit contains the necessary fasteners, screws, and bits to install 100 sq. ft. (9.29 m²) of 6"-wide (140mm) Thermotech or other thermally modified wood products.

Approximate Coverage		Net Weight		Count	
100 SQ. FT. (9.29 m²)		5 lbs (2.27 kg)		362	
UNITS / CASE	UNITS WGT (LB)	CASES / PALLET	CASE WGT (LBS)	UNITS / PALLET	CASE DIM (IN)
4	5	45	20	180	14.5 x 14.5 x 8.5

***APPROXIMATE COVERAGE**

LAYOUT	PCS/SQ.FT. (m ²)	SQ.FT. (m ²) / CAN
1x6x16" on center (2.54cm x 15.24cm x 40.64cm)	1.75 (18.83)	100 (9.29)
1x4x16" on center (2.54cm x 10.16cm x 40.64cm)	2.75 (29.59)	64 (5.95)
1x6x24" on center (2.54cm x 15.24cm x 60.96cm)	1.5 (16.14)	116 (10.78)
1x4x24" on center (2.54cm x 10.16cm x 60.96cm)	2.5 (26.9)	76 (7.06)

CONTENT

	180x PRO DIAMOND DECK CLIP 1/4"		180x CLAD CLIP SCREW #10X2 316 STAINLESS T20
	2x KRYPTONITE PHILLIPS BIT #2		



AKB-000138

Ipe Pro Plug Kit 200 Sq. Ft. (18.58 m²)

The Tropical Pro™ Ipe Plug 200 Sq. Ft. (18.58m²) Installation Kit contains the necessary fasteners, screws, and Pro Plug Tool to install 200 sq. ft. (18.58m²) of 6"-wide (140mm) deck boards installed onto stringers spaced 16" (40.64 cm) on center.

Approximate Coverage		Net Weight		Count	
200 SQ. FT. (18.58 m²)		8 lbs (3.63 kg)		1421	
UNITS / CASE	UNITS WGT (LB)	CASES / PALLET	CASE WGT (LBS)	UNITS / PALLET	CASE DIM (IN)
4	8	45	32	180	14.5 x 14.5 x 8.5

***APPROXIMATE COVERAGE**

LAYOUT	PCS/SQ.FT. (m ²)	SQ.FT. (m ²) / CAN
1x6x16" on center (2.54cm x 15.24cm x 40.64cm)	3.5 (37.66)	200 (18.58)
1x4x16" on center (2.54cm x 10.16cm x 40.64cm)	5.5 (59.18)	128 (11.89)
1x6x24" on center (2.54cm x 15.24cm x 60.96cm)	3 (32.28)	232 (21.55)
1x4x24" on center (2.54cm x 10.16cm x 60.96cm)	5 (53.8)	140 (13.00)

CONTENT

	700x IPE PRO PLUG		2x PRO PLUG #8 SMART BIT (2 REPLACEMENT DRILL BITS)
	700x PRO PLUG SCREW 316 STAINLESS T20		5x PRO PLUG GLUE APPLICATOR - NOZZLE
	2x KRYPTONITE STAR BIT #20		10x PRO DECK SPACE MARKING GUIDE 3/16

NOTE: THE DIAMETER OF THE PRO PLUG IS 5/16"



Garapa Pro Plug Kit 200 Sq. Ft. (18.58 m²)

The Tropical Pro™ Garapa Pro Plug 200 Sq. Ft. (18.58m²) Installation Kit contains the necessary fasteners, screws, and Pro Plug Tool to install 200 sq. ft. (18.58m²) of 6"-wide (140mm) deck boards installed onto stringers spaced 16" (40.64 cm) on center.

Approximate Coverage			Net Weight		Count
200 SQ. FT. (18.58 m²)			8 lbs (3.63 kg)		1421
UNITS / CASE	UNITS WGT (LB)	CASES / PALLET	CASE WGT (LBS)	UNITS / PALLET	CASE DIM (IN)
4	8	45	32	180	14.5 x 14.5 x 8.5

*APPROXIMATE COVERAGE		
LAYOUT	PCS/SQ.FT. (m ²)	SQ.FT. (m ²) / CAN
1x6x16" on center (2.54cm x 15.24cm x 40.64cm)	3.5 (37.66)	200 (18.58)
1x4x16" on center (2.54cm x 10.16cm x 40.64cm)	5.5 (59.18)	128 (11.89)
1x6x24" on center (2.54cm x 15.24cm x 60.96cm)	3 (32.28)	232 (21.55)
1x4x24" on center (2.54cm x 10.16cm x 60.96cm)	5 (53.8)	140 (13.00)

CONTENT			
	700x GARAPA PRO PLUG		2x PRO PLUG #8 SMART BIT (2 REPLACEMENT DRILL BITS)
	700x PRO PLUG SCREW 316 STAINLESS T20		5x PRO PLUG GLUE APPLICATOR - NOZZLE
	2x KRYPTONITE STAR BIT #20		10x PRO DECK SPACE MARKING GUIDE 3/16

NOTE: THE DIAMETER OF THE PRO PLUG IS 5/16"



Thermotech Bamboo Pro Plug Kit 200 Sq. Ft. (18.58 m²)

The Tropical Pro™ Thermotech Bamboo Pro Plug Kit 200 Sq. Ft. (18.58m²) Installation Kit contains the necessary fasteners, screws, and Pro Plug Tool to install 200 sq. ft. (18.58m²) of 6"-wide (140mm) Thermotech™ deck boards installed onto stringers spaced 16" (40.64 cm) on center.

Approximate Coverage			Net Weight		Count
200 SQ. FT. (18.58 m²)			8 lbs (3.63 kg)		1421
UNITS / CASE	UNITS WGT (LB)	CASES / PALLET	CASE WGT (LBS)	UNITS / PALLET	CASE DIM (IN)
4	8	45	32	180	14.5 x 14.5 x 8.5

*APPROXIMATE COVERAGE		
LAYOUT	PCS/SQ.FT. (m ²)	SQ.FT. (m ²) / CAN
1x6x16" on center (2.54cm x 15.24cm x 40.64cm)	3.5 (37.66)	200 (18.58)
1x4x16" on center (2.54cm x 10.16cm x 40.64cm)	5.5 (59.18)	128 (11.89)
1x6x24" on center (2.54cm x 15.24cm x 60.96cm)	3 (32.28)	232 (21.55)
1x4x24" on center (2.54cm x 10.16cm x 60.96cm)	5 (53.8)	140 (13.00)

CONTENT			
	700x THERMOTECH BAMBOO PRO PLUG		2x PRO PLUG #8 SMART BIT (2 REPLACEMENT DRILL BITS)
	700x PRO PLUG SCREW 316 STAINLESS		5x PRO PLUG GLUE APPLICATOR - NOZZLE
	2x KRYPTONITE STAR BIT #20		10x PRO DECK SPACE MARKING GUIDE 3/16

NOTE: THE DIAMETER OF THE PRO PLUG IS 5/16"

TROPICAL PRO™ Pro Plug Kits are also available in the following species as a special order:

Alaskan Yellow Cedar, Mahogany, Bulletwood, Red Balau, Yellow Balau, Marbau, Jatoba, Tigerwood, Kebony, American Cherry, American Walnut, Eastern White Pine, Poplar, Red Oak and White Oak.



Thermotech Ash Pro Plug Kit 200 Sq. Ft. (18.58 m²)

The Tropical Pro™ Thermotech Ash Pro Plug Kit 200 Sq. Ft. (18.58m²) Installation Kit contains the necessary fasteners, screws, and Pro Plug Tool to install 200 sq. ft. (18.58m²) of 6"-wide (140mm) Thermotech™ deck boards installed onto stringers spaced 16" (40.64 cm) on center.

Approximate Coverage	Net Weight	Count			
200 SQ. FT. (18.58 m²)	8 lbs (3.63 kg)	1421			
UNITS / CASE	UNITS WGT (LB)	CASES / PALLET	CASE WGT (LBS)	UNITS / PALLET	CASE DIM (IN)
4	8	45	32	180	14.5 x 14.5 x 8.5

***APPROXIMATE COVERAGE**

LAYOUT	PCS/SQ.FT. (m ²)	SQ.FT. (m ²) / CAN
1x6x16" on center (2.54cm x 15.24cm x 40.64cm)	3.5 (37.66)	200 (18.58)
1x4x16" on center (2.54cm x 10.16cm x 40.64cm)	5.5 (59.18)	128 (11.89)
1x6x24" on center (2.54cm x 15.24cm x 60.96cm)	3 (32.28)	232 (21.55)
1x4x24" on center (2.54cm x 10.16cm x 60.96cm)	5 (53.8)	140 (13.00)

CONTENT

	700x THERMOTECH ASH PRO PLUG		2x PRO PLUG #8 SMART BIT (2 REPLACEMENT DRILL BITS)
	700x PRO PLUG SCREW 316 STAINLESS T20		5x PRO PLUG GLUE APPLICATOR - NOZZLE
	2x KRYPTONITE STAR BIT #20		10x PRO DECK SPACE MARKING GUIDE 3/16

NOTE: THE DIAMETER OF THE PRO PLUG IS 5/16"



Tropical Pro Ipe Pro Plug - 5/16" (7.9mm) 100 Sq. Ft. (9.3 m²)

Tropical Pro™ Professional Grade Pro Plugs are made from face grain wood. They are tapered, for ease of installation and sit flush with the deck surface when used with the Tropical Pro Professional Grade Pro Plug Bit and Glue Nozzle, which can be found in our Tropical Pro Plug Kits, Tropical Pro Plug Tool Kit and Tropical Pro Master Tool kit.

Approximate Coverage	Net Weight	Count			
100 SQ. FT. (9.3 m²)	12 oz (340 g)	350			
UNITS / CASE	UNITS WGT (LB)	CASES / PALLET	CASE WGT (LBS)	UNITS / PALLET	CASE DIM (IN)
4	8	45	32	180	14.5 x 14.5 x 8.5

***APPROXIMATE COVERAGE**

LAYOUT	PCS/SQ.FT. (m ²)	SQ.FT. (m ²) / CAN
1x6x16" on center (2.54cm x 15.24cm x 40.64cm)	3.5 (37.66)	100 (9.5)
1x4x16" on center (2.54cm x 10.16cm x 40.64cm)	5.5 (59.18)	64 (5.95)
1x6x24" on center (2.54cm x 15.24cm x 60.96cm)	3 (32.28)	117 (10.87)
1x4x24" on center (2.54cm x 10.16cm x 60.96cm)	5 (53.8)	70 (6.5)

CONTENT

	350x IPE PRO PLUGS 5/16" (7.9MM)
---	---



AKB-000187

Tropical Pro Garapa Pro Plug - 5/16" (7.9mm) 100 Sq. Ft. (9.3 m²)

Tropical Pro™ Professional Grade Pro Plugs are made from face grain wood. They are tapered, for ease of installation and sit flush with the deck surface when used with the Tropical Pro Professional Grade Pro Plug Bit and Glue Nozzle, which can be found in our Tropical Pro Plug Kits, Tropical Pro Plug Tool Kit and Tropical Pro Master Tool kit.

Approximate Coverage		Net Weight		Count	
100 SQ. FT. (9.3 m²)		12 oz (340 g)		350	
UNITS / CASE	UNITS WGT (LB)	CASES / PALLET	CASE WGT (LBS)	UNITS / PALLET	CASE DIM (IN)
4	8	45	32	180	14.5 x 14.5 x 8.5

***APPROXIMATE COVERAGE**

LAYOUT	PCS/SQ.FT. (m ²)	SQ.FT. (m ²) / CAN
1x6x16" on center (2.54cm x 15.24cm x 40.64cm)	3.5 (37.66)	100 (9.5)
1x4x16" on center (2.54cm x 10.16cm x 40.64cm)	5.5 (59.18)	64 (5.95)
1x6x24" on center (2.54cm x 15.24cm x 60.96cm)	3 (32.28)	117 (10.87)
1x4x24" on center (2.54cm x 10.16cm x 60.96cm)	5 (53.8)	70 (6.5)

CONTENT

	350x GARAPA PRO PLUGS 5/16" (7.9MM)
--	--



AKB-000188

Tropical Pro Cumaru Pro Plug - 5/16" (7.9mm) 100 Sq. Ft. (9.3 m²)

Tropical Pro™ Professional Grade Pro Plugs are made from face grain wood. They are tapered, for ease of installation and sit flush with the deck surface when used with the Tropical Pro Professional Grade Pro Plug Bit and Glue Nozzle, which can be found in our Tropical Pro Plug Kits, Tropical Pro Plug Tool Kit and Tropical Pro Master Tool kit.

Approximate Coverage		Net Weight		Count	
100 SQ. FT. (9.3 m²)		12 oz (340 g)		350	
UNITS / CASE	UNITS WGT (LB)	CASES / PALLET	CASE WGT (LBS)	UNITS / PALLET	CASE DIM (IN)
4	8	45	32	180	14.5 x 14.5 x 8.5

***APPROXIMATE COVERAGE**

LAYOUT	PCS/SQ.FT. (m ²)	SQ.FT. (m ²) / CAN
1x6x16" on center (2.54cm x 15.24cm x 40.64cm)	3.5 (37.66)	100 (9.5)
1x4x16" on center (2.54cm x 10.16cm x 40.64cm)	5.5 (59.18)	64 (5.95)
1x6x24" on center (2.54cm x 15.24cm x 60.96cm)	3 (32.28)	117 (10.87)
1x4x24" on center (2.54cm x 10.16cm x 60.96cm)	5 (53.8)	70 (6.5)

CONTENT

	350x CUMARU PRO PLUGS 5/16" (7.9MM)
--	--



AKB-000189

Tropical Pro Tigerwood Pro Plug - 5/16" (7.9mm) 100 Sq. Ft. (9.3 m²)

Tropical Pro™ Professional Grade Pro Plugs are made from face grain wood. They are tapered, for ease of installation and sit flush with the deck surface when used with the Tropical Pro Professional Grade Pro Plug Bit and Glue Nozzle, which can be found in our Tropical Pro Plug Kits, Tropical Pro Plug Tool Kit and Tropical Pro Master Tool kit.

Approximate Coverage		Net Weight		Count	
100 SQ. FT. (9.3 m²)		12 oz (340 g)		350	
UNITS / CASE	UNITS WGT (LB)	CASES / PALLET	CASE WGT (LBS)	UNITS / PALLET	CASE DIM (IN)
4	8	45	32	180	14.5 x 14.5 x 8.5

*APPROXIMATE COVERAGE

LAYOUT	PCS/SQ.FT. (m ²)	SQ.FT. (m ²) / CAN
1x6x16" on center (2.54cm x 15.24cm x 40.64cm)	3.5 (37.66)	100 (9.5)
1x4x16" on center (2.54cm x 10.16cm x 40.64cm)	5.5 (59.18)	64 (5.95)
1x6x24" on center (2.54cm x 15.24cm x 60.96cm)	3 (32.28)	117 (10.87)
1x4x24" on center (2.54cm x 10.16cm x 60.96cm)	5 (53.8)	70 (6.5)

CONTENT

	350x TIGERWOOD PRO PLUGS 5/16" (7.9MM)
--	---



AKB-000190

Tropical Pro Jatoba Pro Plug - 5/16" (7.9mm) 100 Sq. Ft. (9.3 m²)

Tropical Pro™ Professional Grade Pro Plugs are made from face grain wood. They are tapered, for ease of installation and sit flush with the deck surface when used with the Tropical Pro Professional Grade Pro Plug Bit and Glue Nozzle, which can be found in our Tropical Pro Plug Kits, Tropical Pro Plug Tool Kit and Tropical Pro Master Tool kit.

Approximate Coverage		Net Weight		Count	
100 SQ. FT. (9.3 m²)		12 oz (340 g)		350	
UNITS / CASE	UNITS WGT (LB)	CASES / PALLET	CASE WGT (LBS)	UNITS / PALLET	CASE DIM (IN)
4	8	45	32	180	14.5 x 14.5 x 8.5

*APPROXIMATE COVERAGE

LAYOUT	PCS/SQ.FT. (m ²)	SQ.FT. (m ²) / CAN
1x6x16" on center (2.54cm x 15.24cm x 40.64cm)	3.5 (37.66)	100 (9.5)
1x4x16" on center (2.54cm x 10.16cm x 40.64cm)	5.5 (59.18)	64 (5.95)
1x6x24" on center (2.54cm x 15.24cm x 60.96cm)	3 (32.28)	117 (10.87)
1x4x24" on center (2.54cm x 10.16cm x 60.96cm)	5 (53.8)	70 (6.5)

CONTENT

	350x JATOBA PRO PLUGS 5/16" (7.9MM)
--	--



AKB-000191

Tropical Pro Red Balau Pro Plug - 5/16" (7.9mm) 100 Sq. Ft. (9.3 m²)

Tropical Pro™ Professional Grade Pro Plugs are made from face grain wood. They are tapered, for ease of installation and sit flush with the deck surface when used with the Tropical Pro Professional Grade Pro Plug Bit and Glue Nozzle, which can be found in our Tropical Pro Plug Kits, Tropical Pro Plug Tool Kit and Tropical Pro Master Tool kit.

Approximate Coverage		Net Weight		Count	
100 SQ. FT. (9.3 m²)		12 oz (340 g)		350	
UNITS / CASE	UNITS WGT (LB)	CASES / PALLET	CASE WGT (LBS)	UNITS / PALLET	CASE DIM (IN)
4	8	45	32	180	14.5 x 14.5 x 8.5

*APPROXIMATE COVERAGE

LAYOUT	PCS/SQ.FT. (m ²)	SQ.FT. (m ²) / CAN
1x6x16" on center (2.54cm x 15.24cm x 40.64cm)	3.5 (37.66)	100 (9.5)
1x4x16" on center (2.54cm x 10.16cm x 40.64cm)	5.5 (59.18)	64 (5.95)
1x6x24" on center (2.54cm x 15.24cm x 60.96cm)	3 (32.28)	117 (10.87)
1x4x24" on center (2.54cm x 10.16cm x 60.96cm)	5 (53.8)	70 (6.5)

CONTENT

	350x RED BALAU PRO PLUGS 5/16" (7.9MM)
---	---



AKB-000192

Tropical Pro Thermo Bamboo Pro Plug - 5/16" (7.9mm) 100 Sq. Ft. (9.3 m²)

Tropical Pro™ Professional Grade Pro Plugs are made from face grain wood. They are tapered, for ease of installation and sit flush with the deck surface when used with the Tropical Pro Professional Grade Pro Plug Bit and Glue Nozzle, which can be found in our Tropical Pro Plug Kits, Tropical Pro Plug Tool Kit and Tropical Pro Master Tool kit.

Approximate Coverage		Net Weight		Count	
100 SQ. FT. (9.3 m²)		12 oz (340 g)		350	
UNITS / CASE	UNITS WGT (LB)	CASES / PALLET	CASE WGT (LBS)	UNITS / PALLET	CASE DIM (IN)
4	8	45	32	180	14.5 x 14.5 x 8.5

*APPROXIMATE COVERAGE

LAYOUT	PCS/SQ.FT. (m ²)	SQ.FT. (m ²) / CAN
1x6x16" on center (2.54cm x 15.24cm x 40.64cm)	3.5 (37.66)	100 (9.5)
1x4x16" on center (2.54cm x 10.16cm x 40.64cm)	5.5 (59.18)	64 (5.95)
1x6x24" on center (2.54cm x 15.24cm x 60.96cm)	3 (32.28)	117 (10.87)
1x4x24" on center (2.54cm x 10.16cm x 60.96cm)	5 (53.8)	70 (6.5)

CONTENT

	350x THERMO BAMBOO PRO PLUGS 5/16" (7.9MM)
---	---



AKB-000193

Tropical Pro Thermo Ash Pro Plug - 5/16" (7.9mm) 100 Sq. Ft. (9.3 m²)

Tropical Pro™ Professional Grade Pro Plugs are made from face grain wood. They are tapered, for ease of installation and sit flush with the deck surface when used with the Tropical Pro Professional Grade Pro Plug Bit and Glue Nozzle, which can be found in our Tropical Pro Plug Kits, Tropical Pro Plug Tool Kit and Tropical Pro Master Tool kit.

Approximate Coverage		Net Weight		Count	
100 SQ. FT. (9.3 m²)		12 oz (340 g)		350	
UNITS / CASE	UNITS WGT (LB)	CASES / PALLET	CASE WGT (LBS)	UNITS / PALLET	CASE DIM (IN)
4	8	45	32	180	14.5 x 14.5 x 8.5

***APPROXIMATE COVERAGE**

LAYOUT	PCS/SQ.FT. (m ²)	SQ.FT. (m ²) / CAN
1x6x16" on center (2.54cm x 15.24cm x 40.64cm)	3.5 (37.66)	100 (9.5)
1x4x16" on center (2.54cm x 10.16cm x 40.64cm)	5.5 (59.18)	64 (5.95)
1x6x24" on center (2.54cm x 15.24cm x 60.96cm)	3 (32.28)	117 (10.87)
1x4x24" on center (2.54cm x 10.16cm x 60.96cm)	5 (53.8)	70 (6.5)

CONTENT

	350x THERMO ASH PRO PLUGS 5/16" (7.9MM)
--	--



AKB-000194

Tropical Pro Redheart Pro Plug - 5/16" (7.9mm) 100 Sq. Ft. (9.3 m²)

Tropical Pro™ Professional Grade Pro Plugs are made from face grain wood. They are tapered, for ease of installation and sit flush with the deck surface when used with the Tropical Pro Professional Grade Pro Plug Bit and Glue Nozzle, which can be found in our Tropical Pro Plug Kits, Tropical Pro Plug Tool Kit and Tropical Pro Master Tool kit.

Approximate Coverage		Net Weight		Count	
100 SQ. FT. (9.3 m²)		12 oz (340 g)		350	
UNITS / CASE	UNITS WGT (LB)	CASES / PALLET	CASE WGT (LBS)	UNITS / PALLET	CASE DIM (IN)
4	8	45	32	180	14.5 x 14.5 x 8.5

***APPROXIMATE COVERAGE**

LAYOUT	PCS/SQ.FT. (m ²)	SQ.FT. (m ²) / CAN
1x6x16" on center (2.54cm x 15.24cm x 40.64cm)	3.5 (37.66)	100 (9.5)
1x4x16" on center (2.54cm x 10.16cm x 40.64cm)	5.5 (59.18)	64 (5.95)
1x6x24" on center (2.54cm x 15.24cm x 60.96cm)	3 (32.28)	117 (10.87)
1x4x24" on center (2.54cm x 10.16cm x 60.96cm)	5 (53.8)	70 (6.5)

CONTENT

	350x REDHEART PRO PLUGS 5/16" (7.9MM)
--	--

Tropical Pro Deck & Pro Plug Screw #8x2-12" (63.5mm) T20 Torx Drive 316 Stainless Trim Head 100 Sq. Ft. (9.29 m²)



AKB-000199

Tropical Pro™ Professional Grade Deck Screw #8x2-1/2" (63.5 mm) T20 Torx Drive Head 316 Stainless should be used when face screwing Tropical Pro™ 1" (25.4 mm) or 5/4" (18.1 mm) decking to treated stringers and when intending wood to weather to a silver-grey patina or with Tropical Pro Plugs and Tropical Pro Plug Tool Kit. Hardwood decking should always be predrilled and countersink when face fastening.

Approximate Coverage		Net Weight		Count	
100 SQ. FT. (9.29 m²)		3.65 lbs (1.66 kg)		350	
UNITS / CASE	UNITS WGT (LB)	CASES / PALLET	CASE WGT (LBS)	UNITS / PALLET	CASE DIM (IN)
4	3.65	45	3.65	350	14.5 x 14.5 x 8.5

***APPROXIMATE COVERAGE**

LAYOUT	PCS/SQ.FT. (m ²)	SQ.FT. (m ²) / CAN
1x6x16" on center (2.54cm x 15.24cm x 40.64cm)	3.5 (37.66)	100 (9.5)
1x4x16" on center (2.54cm x 10.16cm x 40.64cm)	5.5 (59.18)	64 (5.95)
1x6x24" on center (2.54cm x 15.24cm x 60.96cm)	3 (32.28)	117 (10.87)
1x4x24" on center (2.54cm x 10.16cm x 60.96cm)	5 (53.8)	70 (6.5)

CONTENT

	350x DECK & PRO PLUG SCREW #8X2-12"
---	--

Pro Plug Tool Kit - Wood Decking






This Tropical Pro™ Pro Plug Tool Kit- Wood Decking contains a collection of the highest-quality deck-building bits and tools from the best manufacturers in the industry. Investing in this product will save you money and keep you from wasting time going back and forth to the hardware store.



AKB-000133

Approximate Coverage		Net Weight		Count	
NA		10 oz (284 g)		19	
UNITS / CASE	UNITS WGT (LB)	CASES / PALLET	CASE WGT (LBS)	UNITS / PALLET	CASE DIM (IN)
19	0.6	64	22	512	9.25 x 9.25 x 10.5

CONTENT

	1x PRO PLUG #8 SMART BIT		10x PRO DECK SPACER MARKING GUIDE 3/16
	5x PRO PLUG GLUE APPLICATOR- NOZZLE		2x KRYPTONITE STAR BIT #20
	1x PRO PLUG #8 SMART BIT REPLACEMENT BITS (PACK OF 5)		



AKB-000129

DECK JOIST TAPE

4 IN X 50 FT (101.6MM X 15.24MM)

Tropical Pro™ Professional Grade Deck Joist Tape is a selfadhering, cold-applied tape used as flashing on deck ledger boards and joists to help prevent moisture penetration around properly installed fasteners.

Approximate Coverage			Net Weight		
4 in x 50 FT. (101.6mm x 15.24m)			NA		
UNITS / CASE	UNITS WGT (LB)	CASES / PALLET	CASE WGT (LBS)	UNITS / PALLET	CASE DIM (IN)
12	1.8	48	21.6	576	13 x 13 x 13
INSTALLATION TEMPERATURE			IN-SERVICE TEMPERATURE		
-20°F to 125°F °-28.8°C to 51.6°C*			-45°F to 240°F °-42.7°C to 115.5°C		



AKB-000104

Clad Clip Mini Kit

With #10x1.5" (38mm) 316 Stainless Screws for Attachment to Wood 100 SQ. FT. (9.29 m²)

Tropical Pro™ Professional Grade Clad Clips are the gold standard for attaching Tropical Forest Products wood rain screen, cladding, paneling, and soffit. The Clad Clip system facilitates back ventilation and rapid moisture evaporation.

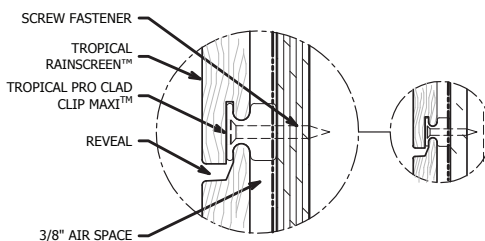
Approximate Coverage		Net Weight		Count	
100 SQ. FT. (9.29 m²)		4.2 lbs (1.91 kg)		402	
UNITS / CASE	UNITS WGT (LB)	CASES / PALLET	CASE WGT (LBS)	UNITS / PALLET	CASE DIM (IN)
4	4.2	45	16.8	180	14.5 x 14.5 x 8.5

*APPROXIMATE COVERAGE

LAYOUT	PCS/SQ.FT. (m²)	SQ.FT. (m²) / CAN
1X6X16" on center (2.54cm x 15.24cm x 40.64cm)	2 (21.52)	100 (9.29)

CONTENT

	200x CLAD CLIP MINI V-O-RATED		2x KRYPTONITE PHILLIPS BIT
	200x CLAD CLIP WOOD SCREW #10 1.5" (38mm) FLAT HEAD PHILLIPS 316 STAINLESS		





AKB-000105

Clad Clip Mini Kit

With #10x1.5" (38mm) 410 Stainless Screws for Attachment to metal 100 SQ. FT. (9.29 m²)




Tropical Pro™ Professional Grade Clad Clips are the gold standard for attaching Tropical Pro and Thermotech Wood Rain Screen, Cladding, Panelling and Soffit products.

Approximate Coverage		Net Weight		Count	
100 SQ. FT. (9.29 m²)		4.2 lbs (1.91 kg)		402	
UNITS / CASE	UNITS WGT (LB)	CASES / PALLET	CASE WGT (LBS)	UNITS / PALLET	CASE DIM (IN)
4	4.2	45	16.8	180	14.5 x 14.5 x 8.5

*APPROXIMATE COVERAGE

LAYOUT	PCS/SQ.FT. (m ²)	SQ.FT. (m ²) / CAN
1X6X16" on center (2.54cm x 15.24cm x 40.64cm)	2 (21.52)	100 (9.29)

CONTENT

 200x CLAD CLIP MINI V-O-RATED	 2x KRYPTONITE PHILLIPS BIT
 200x CLAD CLIP SELF TAPPING METAL SCREW #10 1.5" (38mm) FLAT HEAD PHILLIPS 410 STAINLESS	



AKB-000106

Clad Clip Maxi Kit

With #10x1.5" (38mm) 316 Stainless Screws for Attachment to Wood 250 SQ. FT. (23.29 m²)




Tropical Pro™ Professional Grade Clad Clips are the gold standard for attaching Tropical Pro and Thermotech Wood Rain Screen, Cladding, Paneling, and Soffit. The Clad Clip System eliminates the need for wood penetrating nails or screws which create water intrusion points, greatly extending the service life of wood cladding.

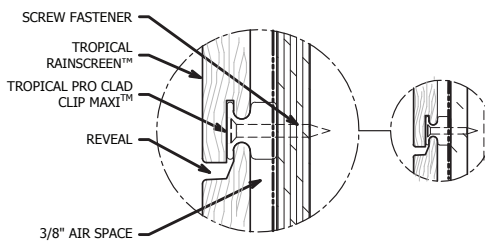
Approximate Coverage		Net Weight		Count	
250 SQ. FT. (23.29 m²)		26.6 lbs (12 kg)		1502	
UNITS / CASE	UNITS WGT (LB)	CASES / PALLET	CASE WGT (LBS)	UNITS / PALLET	CASE DIM (IN)
NA	26.6	NA	NA	27	13.25 x 13.25 x 15.5

*APPROXIMATE COVERAGE

LAYOUT	PCS/SQ.FT. (m ²)	SQ.FT. (m ²) / CAN
1X6X16" on center (2.54cm x 15.24cm x 40.64cm)	2 (21.52)	250 (23.22)
1X4X16" on center (2.54cm x 10.16cm x 40.64cm)	3.5 (37.66)	142 (13.19)
1x8x16" on center (2.54cm x 20.32cm x 40.64cm)	1.5 (16.14)	333 (30.94)

CONTENT

 500x CLAD CLIP MAXI V-O-RATED	 2x KRYPTONITE PHILLIPS BIT
 1000x CLAD CLIP WOOD SCREW #10 1.5" (38mm) FLAT HEAD PHILLIPS 316 STAINLESS	





Clad Clip Maxi Kit

With #10x1-1/4" (32mm) 410 Stainless Screws for Attachment to Metal & Steel 250 SQ. FT. (23.22 m²)




Tropical Pro™ Professional Grade Clad Clips are the gold standard for attaching Tropical Pro™ and Thermotech Wood Rain Screen, Cladding, Paneling, and Soffit. The Clad Clip system facilitates back ventilation and rapid moisture evaporation.

Approximate Coverage			Net Weight		Count
250 SQ. FT. (23.22 m²)			23 lbs (10.43 kg)		1002
UNITS / CASE	UNITS WGT (LB)	CASES / PALLET	CASE WGT (LBS)	UNITS / PALLET	CASE DIM (IN)
NA	23	NA	NA	27	13.25 x 13.25 x 15.5

*APPROXIMATE COVERAGE

LAYOUT	PCS/SQ.FT. (m²)	SQ.FT. (m²) / CAN
1X6X16" on center (2.54cm x 15.24cm x 40.64cm)	2 (21.52)	250 (23.22)
1X4X16" on center (2.54cm x 10.16cm x 40.64cm)	3.5 (37.66)	142 (13.19)
1x8x16" on center (2.54cm x 20.32cm x 40.64cm)	1.5 (16.14)	333 (30.94)

CONTENT

	500x CLAD CLIP MAXI V-O-RATED		2x KRYPTONITE PHILLIPS BIT
	500x CLAD CLIP SCREW #10X1-1/4" (32mm) FLAT HEAD PHILLIPS 410 STAINLESS		



Clad Clip Aluminum

Hidden Fastener System With #10x1" (25.4 mm) 316 Stainless Course Thread Pan Head Screw 250 SQ. FT. (23 m²)

Tropical Pro™ Clad Clips are the gold standard for attaching Tropical Pro™ and Thermotech™ wood rain screen, cladding, paneling, and soffit. Clad clips eliminate the need for drilling and fastening through the wood. This dramatically extends the service life of the wood cladding by removing points of water intrusion.

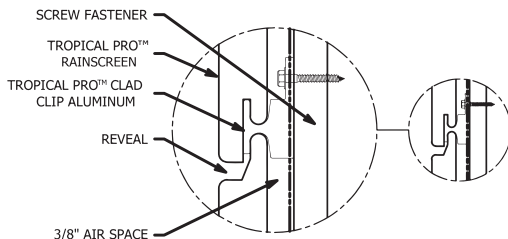
Approximate Coverage			Net Weight		Count
250 SQ. FT. (23 m²)			45 lbs (20.91 kg)		1502
UNITS / CASE	UNITS WGT (LB)	CASES / PALLET	CASE WGT (LBS)	UNITS / PALLET	CASE DIM (IN)
NA	45	NA	NA	27	13.25 x 13.25 x 15.5

*APPROXIMATE COVERAGE

LAYOUT	PCS/SQ.FT. (m²)	SQ.FT. (m²) / CAN
1X6X16" on center (2.54cm x 15.24cm x 40.64cm)	2 (21.52)	250 (23.22)
1X4X16" on center (2.54cm x 10.16cm x 40.64cm)	3.5 (37.66)	142 (13.19)
1x8x16" on center (2.54cm x 20.32cm x 40.64cm)	1.5 (16.14)	333 (30.94)

CONTENT

	500x CLAD CLIP ALUMINUM		2x KRYPTONITE PHILLIPS BIT
	1000x CLAD CLIP SCREW #10x1" (25.4 mm) PAN HEAD COURSE TREAD 316 STAINLESS (PHILLIPS OR TORX DRIVE SUBJECT TO AVAILABILITY)		



*Images on label are not to scale.



Boardwalk and Timber Screws

Designers who build boardwalks, Piers, Bridges and Heavy Timber Structures understand the importance of the fasteners they specify. Commercial projects designed for heavy pedestrian and vehicular or other structural loads need a fastener designed for the application.

Developed for the famous Atlantic City Boardwalk in 1984 these fasteners have proved themselves in service for decades. Contractors prefer the #4 square drive as less likely to strip during installation.



Boardwalk Screw #18 X 3.5” T302 Stainless Steel

Tropical Pro™ Professional Grade Boardwalk Screw #18 X 3.5” T302 Stainless Steel should be used when face fastening 2” (net 1.5”/ 38mm) hardwood or softwood decking to treated wood or hardwood stringers.

Approximate Coverage See Chart Below		Net Weight 55 lbs (24.94 kg)		Count 1002	
UNITS / CASE	UNITS WGT (LB)	CASES / PALLET	CASE WGT (LBS)	UNITS / PALLET	CASE DIM (IN)
NA	55	NA	NA	27	13.25 x 13.25 x 15.5

***APPROXIMATE COVERAGE**

Board Width Nominal	Net Width Inches	Net Width mm	Stringer Space On Center Inches	Stringer Space On Center mm	Pcs Per Connection	Pcs Per Sq Ft	Pcs Per Sq M
4	3.5	90	12	304	1	4	43.06
4	3.5	90	16	406	1	2.5	26.91
4	3.5	90	24	610	1	2	21.53
6	5.5	140	12	304	2	6	64.58
6	5.5	140	16	406	2	4	43.06
6	5.5	140	24	610	2	3	32.29
8	7.25	180	12	304	2	4	43.06
8	7.25	180	16	406	2	2.5	26.91
8	7.25	180	24	610	2	2	21.53

CONTENT

	1000x PRO BOARDWALK SCREW #18 X 3.5” T302 STAINLESS STEEL		2x #4 DRIVER BITS
---	--	---	--------------------------

Boardwalk Screw #18 X 4” T302 Stainless Steel

Tropical Pro™ Professional Grade Boardwalk Screw #18 X 4” T302 Stainless Steel should be used when face fastening 2” (net 1.5”/ 38mm) hardwood or softwood decking to treated wood or hardwood stringers.



Approximate Coverage See Chart Below		Net Weight 50 lbs (22.67 kg)		Count 752	
UNITS / CASE	UNITS WGT (LB)	CASES / PALLET	CASE WGT (LBS)	UNITS / PALLET	CASE DIM (IN)
NA	50	NA	NA	27	13.25 x 13.25 x 15.5

***APPROXIMATE COVERAGE**

Board Width Nominal	Net Width Inches	Net Width mm	Stringer Space On Center Inches	Stringer Space On Center mm	Pcs Per Connection	Pcs Per Sq Ft	Pcs Per Sq M
4	3.5	90	12	304	1	4	43.06
4	3.5	90	16	406	1	2.5	26.91
4	3.5	90	24	610	1	2	21.53
6	5.5	140	12	304	2	6	64.58
6	5.5	140	16	406	2	4	43.06
6	5.5	140	24	610	2	3	32.29
8	7.25	180	12	304	2	4	43.06
8	7.25	180	16	406	2	2.5	26.91
8	7.25	180	24	610	2	2	21.53

CONTENT

	750x PRO BOARDWALK SCREW #18 X 4” T302 STAINLESS STEEL		2x #4 DRIVER BITS
---	---	---	--------------------------



Boardwalk Screw #18 X 4.5” T302 Stainless Steel

Tropical Pro™ Professional Grade Boardwalk Screw #18 X 4.5” T302 Stainless Steel should be used when face fastening 2” (net 1.5”/ 38mm) hardwood or softwood decking to treated wood or hardwood stringers.

Approximate Coverage See Chart Below		Net Weight 43 lbs (19.50 kg)		Count 502	
UNITS / CASE	UNITS WGT (LB)	CASES / PALLET	CASE WGT (LBS)	UNITS / PALLET	CASE DIM (IN)
NA	43	NA	NA	27	13.25 x 13.25 x 15.5

***APPROXIMATE COVERAGE**

Board Width Nominal	Net Width Inches	Net Width mm	Stringer Space On Center Inches	Stringer Space On Center mm	Pcs Per Connection	Pcs Per Sq Ft	Pcs Per Sq M
4	3.5	90	12	304	1	4	43.06
4	3.5	90	16	406	1	2.5	26.91
4	3.5	90	24	610	1	2	21.53
6	5.5	140	12	304	2	6	64.58
6	5.5	140	16	406	2	4	43.06
6	5.5	140	24	610	2	3	32.29
8	7.25	180	12	304	2	4	43.06
8	7.25	180	16	406	2	2.5	26.91
8	7.25	180	24	610	2	2	21.53

CONTENT

	500x PRO BOARDWALK SCREW #18 X 4.5” T302 STAINLESS STEEL		2x #4 DRIVER BITS
---	---	---	--------------------------



Boardwalk Screw #18 X 5” T302 Stainless Steel

Tropical Pro™ Professional Grade Boardwalk Screw #18 X 5” T302 Stainless Steel should be used when face fastening 2” (net 1.5”/ 38mm) hardwood or softwood decking to treated wood or hardwood stringers.

Approximate Coverage See Chart Below		Net Weight 58 lbs (26.30 kg)		Count 502	
UNITS / CASE	UNITS WGT (LB)	CASES / PALLET	CASE WGT (LBS)	UNITS / PALLET	CASE DIM (IN)
NA	58	NA	NA	27	13.25 x 13.25 x 15.5

***APPROXIMATE COVERAGE**

Board Width Nominal	Net Width Inches	Net Width mm	Stringer Space On Center Inches	Stringer Space On Center mm	Pcs Per Connection	Pcs Per Sq Ft	Pcs Per Sq M
4	3.5	90	12	304	1	4	43.06
4	3.5	90	16	406	1	2.5	26.91
4	3.5	90	24	610	1	2	21.53
6	5.5	140	12	304	2	6	64.58
6	5.5	140	16	406	2	4	43.06
6	5.5	140	24	610	2	3	32.29
8	7.25	180	12	304	2	4	43.06
8	7.25	180	16	406	2	2.5	26.91
8	7.25	180	24	610	2	2	21.53

CONTENT

	500x PRO BOARDWALK SCREW #18 X 5” T302 STAINLESS STEEL		2x #4 DRIVER BITS
---	---	---	--------------------------



Boardwalk Screw #18 X 5.5” T302 Stainless Steel

Tropical Pro™ Professional Grade Boardwalk Screw #18 X 5.5” T302 Stainless Steel should be used when face fastening 2” (net 1.5”/ 38mm) hardwood or softwood decking to treated wood or hardwood stringers.

Approximate Coverage See Chart Below		Net Weight 47.3 lbs (21.45 kg)	Count 502
UNITS / CASE	UNITS WGT (LB)	CASES / PALLET	CASE WGT (LBS)
NA	43	NA	NA
		UNITS / PALLET	CASE DIM (IN)
		27	13.25 x 13.25 x 15.5

***APPROXIMATE COVERAGE**

Board Width Nominal	Net Width Inches	Net Width mm	Stringer Space On Center Inches	Stringer Space On Center mm	Pcs Per Connection	Pcs Per Sq Ft	Pcs Per Sq M
4	3.5	90	12	304	1	4	43.06
4	3.5	90	16	406	1	2.5	26.91
4	3.5	90	24	610	1	2	21.53
6	5.5	140	12	304	2	6	64.58
6	5.5	140	16	406	2	4	43.06
6	5.5	140	24	610	2	3	32.29
8	7.25	180	12	304	2	4	43.06
8	7.25	180	16	406	2	2.5	26.91
8	7.25	180	24	610	2	2	21.53

CONTENT

	500x PRO BOARDWALK SCREW #18 X 5.5” T302 STAINLESS STEEL		2x #4 DRIVER BITS
--	---	--	--------------------------





AKB-000165

Boardwalk Screw #18 X 3.5” T316 Stainless Steel

Tropical Pro™ Professional Grade Boardwalk Screw #18 X 3.5” T316 Stainless Steel should be used when face fastening 2” (net 1.5”/ 38mm) hardwood or softwood decking to treated wood or hardwood stringers.

Approximate Coverage See Chart Below		Net Weight 55 lbs (24.94 kg)		Count 1002	
UNITS / CASE	UNITS WGT (LB)	CASES / PALLET	CASE WGT (LBS)	UNITS / PALLET	CASE DIM (IN)
NA	55	NA	NA	27	13.25 x 13.25 x 15.5

*APPROXIMATE COVERAGE

Board Width Nominal	Net Width Inches	Net Width mm	Stringer Space On Center Inches	Stringer Space On Center mm	Pcs Per Connection	Pcs Per Sq Ft	Pcs Per Sq M
4	3.5	90	12	304	1	4	43.06
4	3.5	90	16	406	1	2.5	26.91
4	3.5	90	24	610	1	2	21.53
6	5.5	140	12	304	2	6	64.58
6	5.5	140	16	406	2	4	43.06
6	5.5	140	24	610	2	3	32.29
8	7.25	180	12	304	2	4	43.06
8	7.25	180	16	406	2	2.5	26.91
8	7.25	180	24	610	2	2	21.53

CONTENT

	1000x PRO BOARDWALK SCREW #18 X 3.5” T316 STAINLESS STEEL		2x #4 DRIVER BITS
--	--	--	--------------------------

Boardwalk Screw #18 X 4” T316 Stainless Steel

Tropical Pro™ Professional Grade Boardwalk Screw #18 X 4” T316 Stainless Steel should be used when face fastening 2” (net 1.5”/ 38mm) hardwood or softwood decking to treated wood or hardwood stringers.



AKB-000166

Approximate Coverage See Chart Below		Net Weight 50 lbs (22.67 kg)		Count 752	
UNITS / CASE	UNITS WGT (LB)	CASES / PALLET	CASE WGT (LBS)	UNITS / PALLET	CASE DIM (IN)
NA	50	NA	NA	27	13.25 x 13.25 x 15.5

*APPROXIMATE COVERAGE

Board Width Nominal	Net Width Inches	Net Width mm	Stringer Space On Center Inches	Stringer Space On Center mm	Pcs Per Connection	Pcs Per Sq Ft	Pcs Per Sq M
4	3.5	90	12	304	1	4	43.06
4	3.5	90	16	406	1	2.5	26.91
4	3.5	90	24	610	1	2	21.53
6	5.5	140	12	304	2	6	64.58
6	5.5	140	16	406	2	4	43.06
6	5.5	140	24	610	2	3	32.29
8	7.25	180	12	304	2	4	43.06
8	7.25	180	16	406	2	2.5	26.91
8	7.25	180	24	610	2	2	21.53

CONTENT

	750x PRO BOARDWALK SCREW #18 X 4” T316 STAINLESS STEEL		2x #4 DRIVER BITS
---	---	---	--------------------------



Boardwalk Screw #18 X 4.5” T316 Stainless Steel

Tropical Pro™ Professional Grade Boardwalk Screw #18 X 4.5” T316 Stainless Steel should be used when face fastening 2” (net 1.5”/ 38mm) hardwood or softwood decking to treated wood or hardwood stringers.

Approximate Coverage See Chart Below		Net Weight 43 lbs (19.50 kg)		Count 502	
UNITS / CASE	UNITS WGT (LB)	CASES / PALLET	CASE WGT (LBS)	UNITS / PALLET	CASE DIM (IN)
NA	43	NA	NA	27	13.25 x 13.25 x 15.5

***APPROXIMATE COVERAGE**

Board Width Nominal	Net Width Inches	Net Width mm	Stringer Space On Center Inches	Stringer Space On Center mm	Pcs Per Connection	Pcs Per Sq Ft	Pcs Per Sq M
4	3.5	90	12	304	1	4	43.06
4	3.5	90	16	406	1	2.5	26.91
4	3.5	90	24	610	1	2	21.53
6	5.5	140	12	304	2	6	64.58
6	5.5	140	16	406	2	4	43.06
6	5.5	140	24	610	2	3	32.29
8	7.25	180	12	304	2	4	43.06
8	7.25	180	16	406	2	2.5	26.91
8	7.25	180	24	610	2	2	21.53

CONTENT

	500x PRO BOARDWALK SCREW #18 X 4.5” T316 STAINLESS STEEL		2x #4 DRIVER BITS
---	---	---	--------------------------



Boardwalk Screw #18 X 5” T316 Stainless Steel

Tropical Pro™ Professional Grade Boardwalk Screw #18 X 5” T316 Stainless Steel should be used when face fastening 2” (net 1.5”/ 38mm) hardwood or softwood decking to treated wood or hardwood stringers.

Approximate Coverage See Chart Below		Net Weight 58 lbs (26.30 kg)		Count 502	
UNITS / CASE	UNITS WGT (LB)	CASES / PALLET	CASE WGT (LBS)	UNITS / PALLET	CASE DIM (IN)
NA	58	NA	NA	27	13.25 x 13.25 x 15.5

***APPROXIMATE COVERAGE**

Board Width Nominal	Net Width Inches	Net Width mm	Stringer Space On Center Inches	Stringer Space On Center mm	Pcs Per Connection	Pcs Per Sq Ft	Pcs Per Sq M
4	3.5	90	12	304	1	4	43.06
4	3.5	90	16	406	1	2.5	26.91
4	3.5	90	24	610	1	2	21.53
6	5.5	140	12	304	2	6	64.58
6	5.5	140	16	406	2	4	43.06
6	5.5	140	24	610	2	3	32.29
8	7.25	180	12	304	2	4	43.06
8	7.25	180	16	406	2	2.5	26.91
8	7.25	180	24	610	2	2	21.53

CONTENT

	500x PRO BOARDWALK SCREW #18 X 5” T316 STAINLESS STEEL		2x #4 DRIVER BITS
---	---	---	--------------------------



Boardwalk Screw #18 X 5.5” T316 Stainless Steel

Tropical Pro™ Professional Grade Boardwalk Screw #18 X 5.5” T316 Stainless Steel should be used when face fastening 2” (net 1.5”/ 38mm) hardwood or softwood decking to treated wood or hardwood stringers.


Approximate Coverage See Chart Below		Net Weight 63.8 lbs (28.93kg)		Count 502	
UNITS / CASE	UNITS WGT (LB)	CASES / PALLET	CASE WGT (LBS)	UNITS / PALLET	CASE DIM (IN)
NA	58	NA	NA	502	13.25 x 13.25 x 15.5

***APPROXIMATE COVERAGE**

Board Width Nominal	Net Width Inches	Net Width mm	Stringer Space On Center Inches	Stringer Space On Center mm	Pcs Per Connection	Pcs Per Sq Ft	Pcs Per Sq M
4	3.5	90	12	304	1	4	43.06
4	3.5	90	16	406	1	2.5	26.91
4	3.5	90	24	610	1	2	21.53
6	5.5	140	12	304	2	6	64.58
6	5.5	140	16	406	2	4	43.06
6	5.5	140	24	610	2	3	32.29
8	7.25	180	12	304	2	4	43.06
8	7.25	180	16	406	2	2.5	26.91
8	7.25	180	24	610	2	2	21.53

CONTENT

	500x PRO BOARDWALK SCREW #18 X 5.5” T316 STAINLESS STEEL		2x #4 DRIVER BITS
---	---	---	--------------------------



TROPICAL PRO™

ACCESSORIES

PROFESSIONAL GRADE



Engineered for **precision.**
Built for **durability.**
Designed **for professionals.**

TROPICAL PRO™


ACCESSORIES

PROFESSIONAL GRADE


Build with Confidence

Discover Tropical Pro™ Professional-Grade Wood Solutions.

The Tropical Pro™ brand is synonymous with sourcing the highest-quality and most sustainable outdoor wood products available on the market.



We invite you to explore the exceptional quality of Tropical Pro's Advanced Wood Technologies and discover our extensive range of premium products. Visit us at [TropicalPro.com](https://www.tropicalpro.com) for more information.



We highly recommend reviewing our **Tropical Pro Best Practice Guide** as a part of your product selection and installation process, by scanning the QR code.

CALL US

905.671.8000 (CDN)

855.344.4500 (US)

EMAIL

info@tfpwood.com

WEB

www.tropicalpro.com